

EduConnect

THE EASIEST WAY TO MANAGE VIRTUAL INSTRUCTOR-LED TRAINING



Integrate Web Conferencing Activities Within Your Compliance Programs

For many organizations, virtual instructor-led training needs to be captured as if it were a live, face-to-face event, for audit purposes. This is true for clinical training, Good Manufacturing Processes (GMP) training, physician education and more.

That's why UL EduNeering developed EduConnect, which automates the tracking of web conferences so those activities are recorded just like any classroom event within the UL Platform. Learners receive individual credit for participating in the event, and audit trails are generated, which eliminates the administrative burden of recording training completions.

Setting Up the Training Event



- A training event is entered as a classroom event in the UL Platform; allowing e-mail notifications and the ability to add to a Microsoft Outlook Calendar through ComplianceWire®'s Instructor-Led Classroom functionality;
- When the "Adobe Connect" option is selected, the classroom event is seamlessly integrated with the leading web conferencing tool, Adobe Connect.
- Licensing of Adobe Connect is managed through EduConnect, so you gain all of the features of Adobe Connect without having to purchase "seats" for a separate product. Additional features of Adobe Connect are available for additional costs.

To-Do List

Viewing 1 - 30 of 30 Records

Print Download Filter

By Curriculum

Token	Type	Title	Code	Ver	Additional Info	Due Date
Assignment via Roster						
		EduConnect Demonstration	EduConnect Demo	1.0	Class Code: 3074278 Start at: 03/09/2012 11:00 AM End at: 03/09/2012 12:00 PM	(No due date)



Managing the Actual Event

- On the day of the event, the assigned instructor serves as the Adobe Connect “host” and has the security rights to upload presentation material to the Adobe Connect site;
- Attendees can join by clicking the “Join the Meeting” link that’s provided in the class notification e-mail;
- Hosts can leverage innovative whiteboard and highlighting features;
- Audio and video streaming are both fully supported;
- Text Chat functionality is available for private or host chats;
- Voice-over-IP (VoIP) is supported, enabling audio to stream through computers, potentially saving companies thousands of dollars by eliminating event teleconferencing costs;
- The interface is navigable by keyboard, significantly improving accessibility to meetings for people with impaired motor skills.



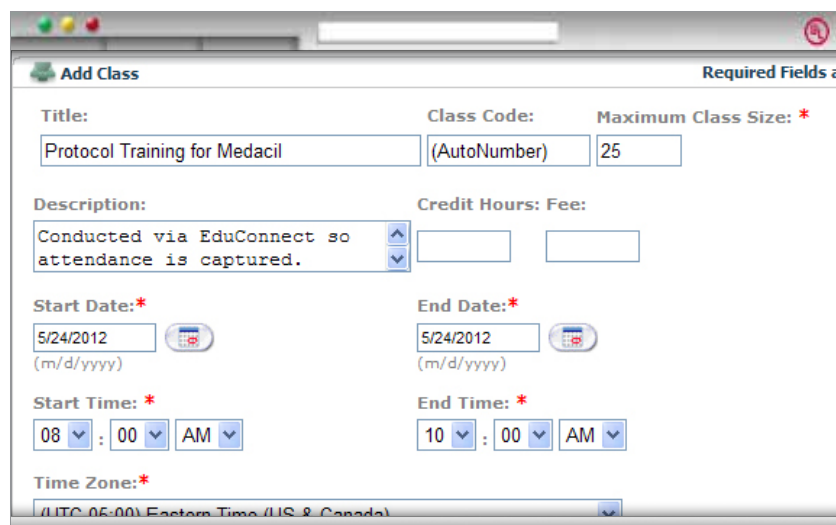
About UL EduNeering

UL EduNeering is a business line within UL Life & Health’s Business Unit. UL is a global independent safety science company offering expertise across five key strategic businesses: Life & Health, Product Safety, Environment, Verification Services and Enterprise Services.

UL EduNeering develops technology-driven solutions to help organizations mitigate risks, improve business performance and establish qualification and training programs through a proprietary, cloud-based platform, ComplianceWire®.

For more than 30 years, UL has served corporate and government customers in the Life Science, Health Care, Energy and Industrial sectors. Our global quality and compliance management approach integrates ComplianceWire, training content and advisory services, enabling clients to align learning strategies with their quality and compliance objectives.

Since 1999, under a unique partnership with the FDA’s Office of Regulatory Affairs (ORA), UL has provided the online training, documentation tracking and 21 CFR Part 11-validated platform for ORA-U, the FDA’s virtual university. Additionally, UL maintains exclusive partnerships with leading regulatory and industry trade organizations, including AdvaMed, the Drug Information Association, the Personal Care Products Council and the Duke Clinical Research Institute.



Add Class Required Fields *

Title: Protocol Training for Medacil **Class Code:** (AutoNumber) **Maximum Class Size: *** 25

Description: Conducted via EduConnect so attendance is captured. **Credit Hours:** **Fee:**

Start Date: * 5/24/2012 **End Date: *** 5/24/2012
(m/d/yyyy) (m/d/yyyy)

Start Time: * 08 : 00 AM **End Time: *** 10 : 00 AM

Time Zone: * (UTC-05:00) Eastern Time (US & Canada)